

WORLD'S FIRST ELECTRIC MINIBIKE!

the new sensational...

SIZZLING
HOT

ELECTRA MITE



NEARLY
NOISELESS!

12
VOLT
BATTERY OPERATED

COSTS LESS THAN 1¢ PER DAY TO OPERATE*



- NO GAS, OIL, WATER
- NO GEARS, CLUTCHES
- NO USUAL SERVICE
- NO FIRE HAZARDS
- NO FUMES
- NO GREASE DRIPPINGS
- NO WARMUP REQUIRED

BATTERY NOT SUPPLIED

*Based on 10c KW, 110V Recharge
cost at a 50 mile usage

Instantaneous

HAND SWITCH CONTROLLED!

FANTASTIC PICKUP...GETAWAY...CLIMBING POWER

ELECTRIC SPEED, SPORT THRILLS never before OFFERED!

THIS IS ONLY THE BEGINNING!

We have pioneered the use of 12 volt electric power to bring great fun and excitement to this booming new sport! We have removed the waste effort such as "start-ups"; the waste upkeep of constant service, adjustment, and replacement of conventional gas driven engines. We have added a brilliant quiet — plus all the safety advances of the electronic age. Our motor has been tested to consume 35 to 50 amps of current per hour on level ground. This varies considerably with overload or degree of charge, but the economies are almost unbelievable. A good battery of 90 amp hour rating will provide ample driving usage, regenerate well, and recharges from normal 110v house current for only pennies!



SPEEDS SET APPROX. 20 MPH SPROCKET CHANGES CAN RAISE TO 40 OR LOWER SPEED RANGES EASILY.

USE 12-VOLT BATTERY - Drive Over 50 Miles in a Day

SPECIFICATIONS

WHEELBASE: 34". **WIDTH:** 8". **HEIGHT:** 25". **WEIGHT:** (Less Battery) approx. 50#. **FRAME:** Heavy duty welded tubular steel. **BRAKE:** Pressure to rear tire. **SEAT:** 20" foam & naughahyde on plywood. **STEERING:** Chrome hi-rise. **WHEELS:** 4:10 x 3.50 x 6" ball bearing. **RATED LOAD:** 250#. **SPEED:** Set approx. 20 mph, depending on loads. Speed can be changed with simple sprocket changes. **SPROCKETS:** 10 tooth to 60 tooth, #35 chain. **CONTROLS:** Spring loaded hand grip. **POWER:** Special, Re-manufactured, Torque Traction Motor. **STANDARD EQUIPMENT:** Foot rests, kick stand. **CASE PACK:** K/D ready for assembly; **NOT FOR HIGHWAY USE.** Licenseable uses subject to all local motor vehicle requirements and the sole responsibility of the user.


AROUND CAMPUS... FACTORIES



BEACHES, DESERT, FIELDS



... IDEAL FOR RENTALS!



OPTIONAL EQUIPMENT AVAILABLE

1. Windshield Kit
 2. Automatic Charger
 3. Fender Kit
- Headlights, stoplights, switches, mirrors, horns, key switches available.

STORE AWAY IN CAR, PLANE, OR BOAT!

Lightweight, quiet, clean ELECTRAMITE is the ideal "carry-with" instant transportation on vacation, fishing, hunting trips, exploring or just for extra fun.

DISTRIBUTED BY

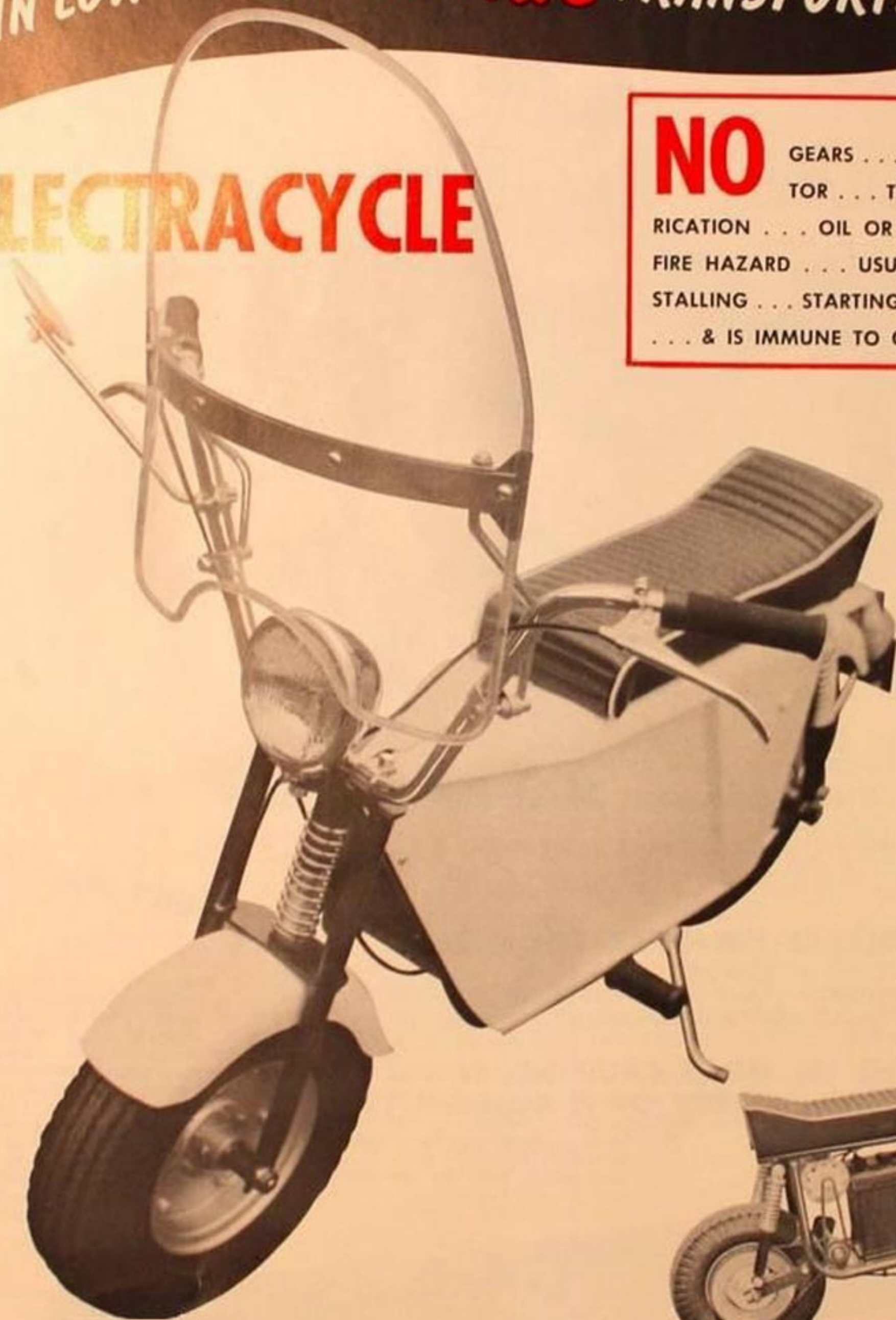
WARRANTY

Our Products are designed to give utmost service. They are made by precision equipment and tooling on modern automated production and assembly lines and shipped after rigid inspection and careful packing. All parts are guaranteed against defects in material and workmanship for a period of 1 year from the date of shipment; other equipment and components being covered directly by the guarantee of the manufacturer supplying the same. However, we will assist in obtaining adjustments on such equipment should it be necessary. This company will repair or replace any parts at its option, f.o.b. factory, such parts of our manufacture found upon inspection to be defective in material and workmanship. Such material claimed defective must be returned to our service depot within 10 days from the date of claim. Ordinary wear, abuse, misuse, or neglect are not covered by this warranty. All transportation charges on parts submitted for replacement under this warranty must be borne by the purchaser. We reserve the right to make changes and/or improvements upon our products without imposing any obligation upon ourselves to install the same upon our products theretofore manufactured.

FIRST MAJOR BREAKTHRU
IN LOW COST **ELECTRIC** TRANSPORTATION

ELECTRACYCLE

NO GEARS . . . CLUTCH . . . CARBURETOR . . . TRANSMISSION . . . LUBRICATION . . . OIL OR GAS . . . WATER . . . FIRE HAZARD . . . USUAL UPKEEP COSTS . . . STALLING . . . STARTING PROBLEMS . . . ODORS . . . & IS IMMUNE TO COLD.



UNBELIEVABLE **2¢** PER DAY* OPERATION COST

*Based on 10⁶ Kw. 110V. Recharge Cost at a 50 mile usage.

ELECTRACYCLE

ACCESSORIES FOR MONEY SAVING USES

SENSATIONAL SWIVEL CARRIER

- SEATS 2 RIDERS—300# CAPACITY
- CARRIES LUGGAGE OR PAYLOAD
- CARRIES EXTRA BATTERIES FOR LONGER CRUISING
- GOLF CLUBS, BOAT SUPPLIES
- SPRAY EQUIPMENT, TOOLS
- GARBAGE CANS, POTS, TREES



SPECIFICATIONS:

Steel Tube. Wt. 30#. Caster, Ball Bearing Wheels. Foam Seats 32" x 10" size. Folds up to flat bed size

BATTERIES

1. AVAILABLE OPTION: 90 AMP. HOUR, EXTRA HEAVY DUTY, 13 PLATES PER CELL WITH SPILLPROOF CAPS, WING NUT CONNECTORS. WT. DRY. 65#
2. 140 AMP. HOUR HEAVY DUTY WITH SAME FEATURES. WT. DRY 90#.

CHARGERS

1. OPTIONS: 12 AMP. LOW COST TRICKLE CHARGER WITH AUTOMATIC CUTOFF. MODEL CL.
2. HEAVY DUTY, 20 AMP. CHARGER, COMMERCIAL TYPE. MODEL C20

OPERATES FROM STANDARD 110 V OUTLET.



LICENSE KIT:

FOR HIGHWAY USE & LICENSE PURPOSES. INCLUDES HEADLIGHT, HORN, LICENSE BRACKET, STOP LIGHT, MIRROR, SWITCHES AND WIRE. KIT #LK1.

OTHER OPTIONAL ACCESSORIES SOON TO INCLUDE SADDLE BAGS, LUGGAGE RACKS, CAR CARRIER, BASKETS AND OTHER USEFUL ADDITIONS.



SW1 SPECIAL — SLIDE-ON

SIDE WHEELS

Accessory to convert any model Electracycle to an upright — stable 4 wheeler for industrial corridor driving. Steel with 2, 8:195 ball bearing, semi pneumatic tires & wheels. Wt. 10#.

SPECIFICATIONS:

WHEELBASE: 43". WIDTH OVERALL: 9". HEIGHT TO SEAT: 26". WIDTH OVERALL: 8" x 24". WEIGHT Less Battery: E8 75#; EC68 wt. 80#. FRAME: Heavy duty, welded, tubular steel. BRAKES: Bendix expanding, (or other brand), lined brakes with positive hand controls. SEAT: Double size, foam and naugahyde, plywood backed. STEERING: Hi Rise type handlebars. SUSPENSION: Coil spring forks; DOUBLE rear shock absorbers. WHEELS: 16" overall Steel with 400 x 8 tires. COLOR: Metallic magenta. RATED LOAD Max. 300 lbs. SPEEDS: Set to 35 MPH, depending on load. SPROCKETS: 10 tooth to 20 by #35 chain; 15 to 60 by #35 chain. CRUISING RANGE: Approx. 40 miles to 65 amp. drain. CONTROLS: Silvershure 2 speed switch with "dead stop" foot control. POWER: 2 speed, 2 1/2 HP Electraflite engine. STANDARD EQUIPMENT: Dual foot rests, kick stand. Handle bar collapses for shipment, and for carrying in wagon or car.



GENERAL OFFICE: SUITE 1004 • GATEWAY WEST • CENTURY CITY
1801 AVENUE OF THE STARS • LOS ANGELES, CALIF. 90067 • (213) 277-4741

UNTOLD NEW USES PLUS NEW LOWEST COST ELECTRIC ECONOMIES




OFF TO WORK . . . CAMPUS



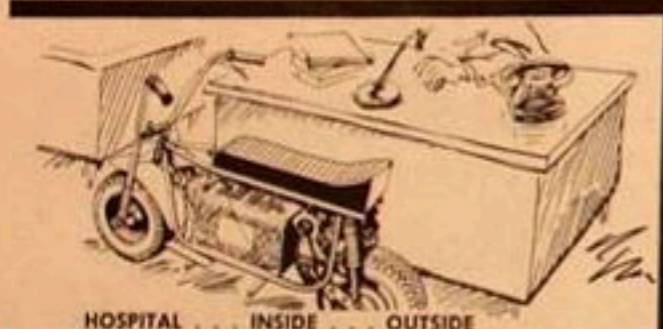
AIRPORTS . . . PARKS . . . TRACKS



EXECUTIVES . . . PERSONNEL



BEACH . . . DESERT . . . GOLF



HOSPITAL . . . INSIDE . . . OUTSIDE



NURSERIES . . . RANCHES




SAVE 67% OF WAGE TIME



HOME . . . VACATION . . . WORK



A NEW KIND OF SMOG-FREE



GARDENS OR DELIVERIES



RIDE . . . NO TIME LOST WALKING



YOUNGSTERS OR OLDSTERS



PEACE & QUIET DRIVING



RENTALS FOR STEADY INCOME



CARRY . . . PULL . . . DELIVER



SAFE . . . SERVICE FREE . . . FUN

MINI BIKE CHRISTMAS BUYERS GUIDE

ELECTRA MITE - The mini-bike traditionalist will miss the noise with this machine - it's driven electrically. Its biggest features are negative - no gas, oil, gears, clutches, service, fire hazards, fumes, oil drippings, or warmup. Estimated the 12-volt battery will need re-charging every 50-miles for a cost of less than a penny a day (based on 50-miles daily usage). Geared standard for 20 mph.

Heavy duty special Lectrajet motor; no clutch; twist grip accelerator; scrub brake; 6-inch wheels; 20-inch seat; length N.A.; height 25-inches (handlebars); wheelbase 34-inches; weight 50 lbs (less battery); automatic charger, windshield and fender kit optional; price \$169.00; manufacturer California Jet Marine Inc. 1801 Avenue of the Stars, Los Angeles, Calif. 90067



BONANZA BC-1400T - Big feature on the BC1400 this year is the new automatic two-speed transmission. This dual purpose machine has a two-to-one low gear that is engaged first and when the rpm build up it shifts automatically into an 11 per cent overdrive that permits speeds of 40 - 45 mph on pavement. Other features include telescopic spring loaded front suspension, swinging arm, shock absorber, rear suspension, a 5 hp Tecumseh engine driving through the jackshaft-mounted two-speed clutch, and a large buddy seat.



5 hp Tecumseh engine; two-speed automatic transmission; jackshaft; automatic clutch; front and rear suspension; motor cycle type controls; rear internal expansion brake; length 54½-inches; height 32½-inches; wheelbase 40-inches; ground clearance 6½-inches; weight 100 lbs; price \$259.95; manufacturer Bonanza Industries, 1775 South First St., San Jose, California 95112