



CHI Industries, Inc.

P.O. Box 1148
Benton Harbor, MI 49022-1148

TOLL FREE 1-800-253-1030
In Michigan 1-616-849-3400

Trail bike challenges the roughest territory.

Choose from two engine sizes.

Super Broncs II are available with a gutsy, 318 cc or a more powerful 357 cc, 4-cycle cast iron sleeve, American-made Tecumseh engine.

Gas-sipping 8 H.P. gets speeds up to 35 mph. Powerful 10 H.P. scrambles at up to 40 mph. Both bikes can cover even more territory between fillups with the optional 5

quart auxiliary gas tank.

Super Broncs II features a new, heavy-duty automatic transmission that gives plenty of power and still keeps the bike easy to handle. You just turn the throttle and go. You're *always* in the right gear ratio!

CHI Super Trykes are definitely the most stable, dependable three-wheelers around, but there are some off-road challenges even the best three-wheelers aren't built to handle.

Challenges like narrow fence paths, steep ridges, sharp gullies, narrow trails between trees, not around them. To say nothing of those fast turns to avoid sudden trail obstacles.

Challenges the CHI Super Broncs II trail bikes snort at and shoot by with sure-footed power.



Mount your Bronc and head on out to distant pastures to check on livestock, move herds, mend fences. It's quick, easy and more fun to ride than a Thoroughbred!



Besides taking on off road trails, Super Broncs II is great around the house or farm. Hitch it up to an optional Heald 1/3-ton dump cart and you can carry wood, leaves, yard tools, etc. with ease.

True blend of trail and work bike.

Super Broncs II trail bikes are not just fun-in-the-wilderness cycles – they're workhorses, too!

Both the 8 and 10-H.P. models handle the power demands of a 450-lb. workload without lugging. Pull a small wagon or a CHI Dump Cart filled with wood, tools, feed or dirt. Or use your Super Broncs II to shuttle workers from one job site to the

next, check fence lines, inspect irrigation, oversee employee work progress, even herd livestock. Super Broncs's narrow profile lets you maneuver down planted rows – it's powerful engine conquers hills with ease.

And when the work is done – Super Broncs is rarin' to blaze new trails.

Trail/work bike features include an

extra tough, full engine skid pan to protect the engine against rocks, brush and tight-fitting spots. A hand-operated, mechanical rear disc brake means you get sure, no-fade stops (hydraulic brake optional). And big 22" x 11" x 8" Chevron tread tires are standard. (For deep-biting traction, order your bike with optional knobby tread tires.)

Twist throttle is easy to operate and control. Automatic spring control returns engine to idle when you release grip. **Finned hand grips** give snug grip without tiring your hands over a long day of riding. **Ignition kill button** for panic stops is located on handle bar.

Full fenders keep you and your bike looking sharp the entire ride. Chrome plating keeps fenders looking sharp, even with rough treatment.

Hand-activated disc brake on jackshaft uses the same power ratio to multiply braking forces, much like power brakes. Jackshaft (small sprocket) turns 6.66 times for rear wheel to turn once. (Hydraulic brake optional.)

Full, welded, engine skid pan protects your engine from rocks, branches and other debris, and from being drenched by puddles.

A full 8" of ground clearance lets you go where others hang up. Broncs are doubly valuable around a farm in wet weather, where the extra clearance lets you go through over half a foot of mud and water without scraping bottom.

Motorcycle-type chain drive (#40 roller) puts small sprocket on jackshaft in optimum power ratio to large sprocket on wheel.



CHI Industries, Inc.
P.O. Box 1148
Benton Harbor, MI 49022-1148
TOLL FREE 1-800-253-1030
In Michigan 1-616-849-3400

Optional Accessories include different tires, speedometer, lights, horns, mirror, hour meter, tote racks, auxiliary gas tank, gun rack, tow bar, windshield, front ski.

SPECIFICATIONS VT-840-A and VT-1040-AE

Engine: 840-8 H.P., 318 cc, 4-cycle Tecumseh with cast iron sleeve and alternator. 1040-10 H.P., 357 cc, 4-cycle Tecumseh with cast iron sleeve and alternator.	Suspension: F/two, spring-loaded telescoping Forks R/two, mechanically-dampened spring shocks
Electric Start: Model VT-1040AE only	Ground Clearance: 8"
Ignition: Electronic	Width: 30"
Torque Converter: Comet Series 40	Length: 65"
Drive Ratio: 19.9:1 to 6.6:1	Height, at seat: 31"
Final Drive: #40 Chain	Height, at bars: 40"
Brakes: Hand operated, 3/4" jackshaft mounted 3 1/2" rear disc. Front brake optional.	Load Capacity: 450lbs.
Frame: 1" Q.D. (.083" wall) tubular steel, full, reinforced engine skid pan, painted glossy black	Gas Tank Capacity: 1 gal. (optional 5 qt. auxiliary)
	Weight (lbs): 190
	Top Speed: 840: 34 mph 1040: 40 mph
	Tires: 22 x 11 x 8 chevron tread std. Opt. knob tread

Trail Bronc... full-sized power that's portable!


VT-5A Trail Bronc is a power bike you can carry in your car trunk. Its 5 H.P., 197 cc Tecumseh engine hauls up to 450 lbs. (as much as a Super Bronc) without a trace of lugging. But Trail Bronc features telescoping handlebars that allow you to fold it into a transportable size. Only 132 lbs., it's also easy for two people to lift.

A great vacation cycle for getting you to those out-of-the-way camping, fishing and hunting areas. Or use it as a work bike to herd livestock, pull small wagons or lawn sweepers (low pressure tires won't tear up lawns).

Rarin' to go, Trail Bronc can be carried just about anywhere — and carry you just about anywhere, too!

SPECIFICATIONS VT-5A

Engine: 5 H.P., 197 cc Tecumseh with rope pull start and alternator
Torque Converter: Comet, 5/8" Fiber B® belt
Drive Ratio: 19.9:1 to 6.6:1
Final Drive: #40 chain
Brakes: Hand operated, jackshaft mounted 3 1/2" drum (front brake optional)
Suspension: F/two, spring-loaded telescoping forks R/two, mechanically-dampened spring shocks.
Frame: 1" Q.D. (.083" wall) tubular steel, full skid pan, painted Rebel Red.
Ground Clearance: 7"
Tires: Front: 15x6x6, Rear: 18x8.5x8
Weight (lbs): 132
Dimensions: W: 25", L: 56", H: at seat: 29" H: at bars: 36"
Bars collapsed: 29"
Load Capacity: 450 lbs.
Gas Tank Capacity: 2 qts.
Top Speed: 35 mph



VT-5 Trail Bronc's handlebars collapse to make a 29" x 56" x 25" package which can easily be transported in the back of a station wagon or car trunk.

Stability, versatility,
power and performance


Super Tryke has it all!



Super Tryke makes tooling around the trailer park, retirement complex, construction site or farm that much easier for both of you. Shown with optional bench seat and accessories.

- **Wide, triangular stance** (four feet across the rear wheels) and low center of gravity make CHI Super Trykes exceptionally stable on hills and loose terrain.
- **Full suspension** flexes Super Tryke over big bumps and deep dips.
- **Powerful 318 and 357 cc engines** get you where you're going.
- **Haul up to 600 lbs.** without stalling or burning up belts.
- **Optional bench seat** lets two ride in side-by-side comfort (a rare offer on a three-wheeler)!
- **And Super Tryke has hundreds of money-saving uses** for farms, construction sites, camps, airports and parks. (Government agencies like them because CHI saves taxpayers' money up front and maintenance costs!)

Your choice – 8 or 10 H.P. Both the STX and SST models offer a choice of two engine sizes. The STX-360 and SST-1021-TE both feature a powerful 10 H.P., 357 cc Tecumseh engine with electric start for the pickup and speeds you need to herd livestock, check fences, change labor shifts or make quick runs. Or choose the smaller, but more economical 8 H.P., 318 cc Tecumseh engine featured on the STX-320 or SST-821-A. With plenty of low end power to pull carts and climb hills, the 8 H.P. is a good trail-blazing machine. Alternator on both engine sizes lets you customize your machine with electrical accessories. And because Tecumseh is American-made, parts are readily available and regular maintenance and repairs are a cinch.



Here's what makes the STX different.
New enclosed transaxle on STX models protects gears, chain and differential from manure, sand, salt water and other corrosives.

STX features the "go-anywhere" versatility of reverse gear and heavy-duty transaxle. Not only can you take your STX Super Tryke into some pretty tight places, but with reverse gear (standard) you can

get out with ease (no "back scooting" necessary). The STX models come with an enclosed transaxle gear box – a design that underwent two years of grueling field tests before we offered it to you! Helical gears run in oil for quiet, full-contact operation. A protective housing adds life to the enclosed gears, reverse chain and inner workings, just shrugging off the day-in/day-out punishment of hog farms, salt spray, sand or slushy northern mud.

The economical SST Super Tryke is a three-wheelin' work and pleasure machine. For almost a decade now, folks have been praising the SST Super Tryke for its smooth, dependable ride, stability on hills, ease of maintenance. No wonder! Super Tryke was designed to give people a choice in three-wheel handling – and it's a proven favorite where value is concerned.

Compare these features to those foreign ATV's!



Foot pegs on front fork fold up out of the way when not needed.

Single bucket seat (standard) provides a soft, stable ride due to lower center of gravity. An optional, two-seater bench seat is also available.

6" ground clearance lets you go through swampy areas and over many ground obstacles without hanging up.

Optional tote rack/roll bar extends two feet above the standard bucket seat – an extra safety feature when traveling off road.

An optional **3 1/4-gallon steel gas tank** fits conveniently in the optional tote racks for extra mileage between fill-ups.

Full, chrome-plated fenders keep you and your machine cleaner when crossing marshy ground.

Always ready to work... ready to play!



Super Tryke becomes a Super Hauler just by hitching up the 1/3-ton dump cart. Pile the dump cart high with bagged leaves and fall cleanup is a cinch.



Camp counselors find it's a lot easier to keep track of young campers when they have a fun machine like the Super Tryke to get them from one activity site to the next.



Super Tryke is an economical go-see vehicle at construction sites. Optional canopy takes your shade with you.



You'll have a great time off-roading even in winter when you add the optional front ski to the Super Tryke.



You can get foot controls on your Super Tryke with optional bench seat. Accelerate and brake just like a car. Special modifications available to accommodate physical handicappers - just ask for details.




Optional Row Crop Adapter gives your CHI Super Tryke 14" EXTRA ground clearance to take you right over planted rows.

Row Crop Adapter for Super Tryke and Original Haul Master.

Now you can take your three-wheeled Original Haul Master or Super Tryke over planted fields and spot spray, check crops, do irrigation work - in fact do any field job where height/width clearance is critical.

The Row Crop Adapter gives Super Tryke 20" ground clearance at the rear axle - 17" on the Original Haul Master. Front wheel tracks in the center row, the back wheels in adjacent rows. Two sizes are available to straddle 30" and 40" centers. Fits standard 1" axles, but can be modified for 3/4" axles. And its so easy to install you can do it yourself!

Control weeds, fungus and insects from the seat of your Haul Master or Tryke.



CHI Power Sprayer applies any pre-mixed liquid herbicides, fungicides or insecticides quickly, accurately and

economically. Features a 12-volt, 50-PSI pump; 25' nylon-reinforced poly tubing; 12-gallon polyethylene tank; spray gun and nozzle. This power pump lets you spray chlordane and most other farm spray chemicals.

Mount it in your Super Tryke tote rack or place in the Haul Master bed. It's an unbeatable combination with the Row Crop Adapter.

CHI Industries, Inc.

P.O. Box 1148
Benton Harbor, MI 49022-1148

TOLL FREE 1-800-253-1030
In Michigan 1-616-849-3400

SPECIFICATIONS

STX-320 and STX-360 SST-821-A and SST-1021-TE

- Engine: 10 H.P., 357 cc, 4-cycle Tecumseh with cast iron sleeve and 7 amp. regulated alternator.
- 8 H.P., 318 cc, 4-cycle Tecumseh with cast iron sleeve and 3 amp. alternator.
- Electronic Ignition: Standard
- Electric Start: 10 H.P. only (N/A on 8 H.P.)
- Torque Conv.: Comet, series 40 automatic torque sensing, 7/8" wide Fiber B® belt.
- Drive Ratio: All STX - 24.9:1 low to 8.3:1 high
All SST - 18:1 low to 6:1 high
- Reverse Gear: Standard on STX (N/A on SST)
- Final Drive: #40 roller chain
- Rear Axle: True differential with 1" shaft
- Frame: 2" tubular steel
- Tires: 22 x 11 x 8 chevron tread.
Knobby tires, optional. (N/A with Big Foot knobs)
- Brakes: 8" dual disc hydraulic brakes.
Parking brake included STX model only.
- Ground Clear.: 6"
- Weight: All STX - 300 lbs.
All SST - 280 lbs.
- Dimensions: H: 38" L: 83" W: 48" Wh. Base: 56"
- Gas Tank Cap: 1 gallon
- Top Speed: All STX: 30 mph; SST-1021-TE: 40 mph;
SST-821-A: 35 mph
- Load Capacity: 600 lbs.

Original Haul Master – a maxi-strength mini-truck.

Original Haul Master stands less than four feet wide with a bed that extends over four feet long. Load it up with 800 lbs. (500 lbs. plus you and a friend). Then drive this little truck just about anywhere – across carefully groomed turf, rocky terrain, up steep grades, through swampy lowlands – places you wouldn't dare take a pickup or tractor. And with reverse gear (standard) and the three-wheel, tight-turning radius, you can get out of snug places as easily as shifting gears.

CHI Industries, Inc.
P.O. Box 1148
Benton Harbor, MI 49022-1148
TOLL FREE 1-800-253-1030
In Michigan 1-616-849-3400

Model HH-1216 (shown) can easily haul 500 lbs. payload. Optional headlight and optional knobby tires (shown) help make this an all-around-the-farm vehicle.

Equipped for smooth riding, ease of operation.

You ride in comfort thanks to Original Haul Master's telescoping front forks, full back-support seat, and three low-pressure tires. Narrow 47½" width lets you go down factory aisles and around tight corners to dump your load right where you want it. The automatic torque converter keeps you in the best gear ratio for the speed and power you

need without shifting. A heavy-duty differential housing made of cast aluminum features an eight-bolt pattern and four pinion gears for extra tough conditions. And you get sure, no-fade stops with hand-operated, dual 10½" disc hydraulic brakes. A single lever, hand-operated, master cylinder activates both rear wheel brakes at once; and the mechanical parking brake keeps your Original Haul Master stopped on ramps.

Two engines – economy and power.

Economical 10 H.P., 357 cc Tecumseh is built to last. Lets you cover plenty of territory between fillups while having the lugging power needed to carry quarter-ton loads up hills and through muddy pastures. 7 amp. regulated alternator allows you to add the electrical accessories you want.

Powerful 16 H.P., 656 cc opposed twin-cylinder Briggs & Stratton cuts engine vibration, gives more speed, low-end torque and pulling power. Standard 16 amp. regulated alternator powers electrical accessories even while idling.



Economical Original Haul Master is a combination of rugged strength and streamlined design. A popular choice for maintenance crews who need a lot of truck for the money.

Dual 10½" disc hydraulic brakes (standard).



10½" disc dual hydraulic brakes (standard)



An all-weather frame protects you and your Original Haul Master even in the wettest, muddiest conditions. Metal side and bottom panels welded to 2" tubular steel frame protect: 1. 16-H.P. engine with electric start (10 H.P. available) 2. Driven sheave of automatic torque converter 3. Gear box 4. Gear shift rod 5. Differential axle and #40 roller chain 6. Dual 10½" disc hydraulic brakes.

Longer lasting, heavy-duty differential.



Heavy-duty differential with an extra durable, cast aluminum housing for longer life in off-road conditions.

SPECIFICATIONS

Engine:	16 H.P., 656 cc, 4-cyle opposed twin-cylinder Briggs & Stratton with cast iron cylinder sleeves. 10 H.P., 357 cc, 4-cycle Tecumseh with cast iron sleeve and ball bearing crank shaft.
Electronic Ignition System:	Standard
Electric Start:	Standard
Torque Converter:	Comet, series 40 automatic, 7/8" wide fiber B® belt.
Drive Ratio:	10 H.P. – 42.5:1 low; 14.2:1 high 16 H.P. – 35.4:1 low to 11.8:1 high
Final Drive:	#40 roller chain
Rear Axle:	True differential with 1" shafts
Frame:	Metal side and bottom panels welded to 2" heavy tubular steel frame.
Seat:	Full back double seat standard
Tires:	F & R/22 x 11 x 8 chevron tread std. (Knobby and rib tread opt.; Big Foot knobs N/A)
Brakes:	10½" disc dual hydraulic brakes with separate parking brake
Ground Clearance:	7½"
Fuel Tank Cap.:	10 H.P. – 1 gallon 16 H.P. – 3.75 gallon Optional 3.75 aux. gas tank.
Top Speed:	20 mph
Bed Dimensions:	W: 44½"L: 40"D: 11" (bed over 4' long with tailgate suspended)
Load Capacity:	800 lbs. total 500 lbs. of payload
Overall Dimensions:	W: 47"L: 97½"Ht: 43" WhBs: 72"

Spacious dump box is a full 44½"x30"x11" for carrying quarter-ton loads and dumping them right where you want with a pull of the release. Tailgate is hinged top and bottom and can be extended to accommodate loads over four feet long.

Cushiony bench seat rides two in comfort. Full backrest helps take the ache out of long hauls. Bench seat lifts for easy servicing.

Single lever, 10½" disk dual hydraulic hand brake activates both rear wheel brakes at once for quick, no-fade stops. Mechanical parking brake secures Haul Master on ramps and slopes.



CHI Industries, Inc.
P.O. Box 1148
Benton Harbor, MI 49022-1148
TOLL FREE 1-800-253-1030
In Michigan 1-616-849-3400

Optional knobby tires bite deep for sure-footed traction when climbing rocky grades or crossing sandy work sites.

3.75 gallon gas tank on the 16 H.P. model; 1 gallon gas tank on the 10 H.P. gives plenty of mileage between fill-ups.

Non-skid floor mat gives you sure-footing when mounting and dismounting.

Telescoping front forks provide the comfort and handling you want in an all-terrain vehicle.

Where there's work – CHI Original Haul Master does the job.

Choose the bed configuration to fit your hauling needs.



Optional seats fit dump box. Turns your Original Haul Master into an economical employee shuttle or tour vehicle.



Optional flatbed with side-racks.



Optional flatbed lets you haul bulky items with ease.



EXTRA l-o-n-g loading capacity.

This is no small wagon bed. The CHI Original Haul Master box extends over four feet – so you can carry lumber and odd-shaped loads with ease. Just drop the tailgate and lock into position. Heavy-duty cords and locking pins secure the tailgate in place or act as a support. Tailgate is hinged both top and bottom, or can be completely removed for optional loading and unloading. To dump, just pull the release mechanism and lift – load falls right where you want it.



CHI Original Haul Master is an economical way to transport supplies from the warehouse to the line.



A real workhorse, the CHI Original Haul Master is popular on ranches and farms, too. Great for those quick, go-see trips and for taking the chore out of feeding time.



Grounds-maintenance crews appreciate Original Haul Master's ability to carry big loads across carefully manicured turf without chewing up the grass. Optional canopy is a big plus on hot, sunny days.



CHI Original Haul Master has multiple uses at marinas. Move boats; transport people; carry supplies; make security checks. Compact size maneuvers easily along narrow boardwalks or through crowded walkways.

Take on BIG JOBS in comfort with your



Doing chores is more fun when you have a CHI Mark 4 Haul Master, Model HX-4660 (shown) to help do the work. Headlights and knobby tires are optional.

Mark 4 Haul Master.

Mark 4 Haul Master is a small truck designed to handle big, tough jobs. Load it high with a 500-lb. payload. Climb into the comfortable driver's seat (the bench seat has room for a friend); start the Mark 4, and maneuver your cargo up and down hills or factory aisles with surefooted ease. Conventional steering keeps you in control as

you cross rough terrain or while backing into tight loading areas. Foot-controlled accelerator and brake are standard. Add the optional cab and Mark 4 becomes a year 'round mini-truck.

CHI Industries, Inc.
P.O. Box 1148
Benton Harbor, MI 49022-1148
TOLL FREE 1-800-253-1030
In Michigan 1-616-849-3400



Mark 4 Haul Master, Model HX-4660, shown with optional headlights and standard Chevron tires.

Conventional four-wheel design.

If you're looking for a compact truck with a conventional four-wheel look, Mark 4 has it at a price that will fit your budget. Four, big flotation tires get you through muddy or soggy fields. Front bumper gives additional protection in congested work areas.



Optional windshield, shown on Mark 4 Haul Master, gives added protection in dusty or windy conditions. Headlights and knobby tires are options, too.

POWERFUL 16 H.P. engine

16 H.P., 656 cc opposed twin-cylinder Briggs & Stratton engine is designed for smooth operation and power. Cast iron sleeves and opposed twin cylinders practically eliminate engine vibration. You get the low-end torque and pulling power to haul full loads up steep grades. Heavy-duty 16 amp. regulated alternator has the charging power needed to handle electrical accessories, even while idling.

Stop the dust and wind.

Now you can order your Mark 4 Haul Master with an optional windshield. Thick acrylic shield offers a full 43½" x 30" protection against wind, dust or insects. Two support rods and mounting materials contribute to this shield's sturdy design.

SPECIFICATIONS

Engine: 16 H.P., 656cc, 4-cycle opposed twin cylinder Briggs & Stratton with cast iron cylinder sleeves.

Electronic Ignition: Standard
Electric Start: Standard
Torque Conv.: Comet, series 40 automatic, 7/8" wide Fiber B® belt

Drive Ratio: 42.5:1 low 14.2:1 high
Final Drive: Enclosed helical gear transaxle (chain reverse)

Rear Axle: True differential with 1" shafts
Frame: Metal side and bottom panels welded to 2" Dia. 1/8" wall heavy tubular steel frame.

Front Suspension: Fully independent front suspension with hydraulic spring shocks.
Seat: Full back double seat std.
Tires: 22 x 11 x 8 chevron tread std.
Opt. 22 x 11 x 8 knobby tread.
Opt. 25 x 9 knobby tread (rear only).
Opt. 20.5 x 8 x 10 industrial rib tread.

Brakes: Single pedal, 10½" dual disc hydraulic brake. Opt. hydraulic front disk brake available. (Rib tread tires required on Mark 4 only for opt. front brake.) Mechanical parking brake standard.

Ground Clearance: 7½" (9½" with optional 25" knob tires on rear)

Fuel Tank Cap.: 16 H.P. - 3.75 gallons
Optional 3.75 gallon aux. tank


Bed: W: 44½" L: 40" D: 11"

Load Capacity: 800 lbs. total 500 lbs. of payload
Top Speed: 20 mph
Dimensions: Mark 4
W: 47"
L: 110"
Ht: 48" (to top of steering wheel)
66" (to top of cab)

WhBs: 70"
Turning Radius: 6'

Wt. w/cab: 900 lbs.
Wt.: 700 lbs.
Track: 36" (center rear wheel)

TIRE OPTIONS



Industrial rib tread is the perfect tire for in-plant and factory uses, good grip and smooth riding. **Knobby tread** has 420 cleats that bite deep for superior traction in fields and construction sites. **Big Foot Knobby** offers extra flotation for boggy areas and additional ground clearance.

Easy hauling...

There's plenty of room in the standard dump box to load 500 lbs. of payload. Tailgate extends to over four feet — opens top, bottom or removes completely for easier access.



...easy dumping.


A quick pull on the release mechanism (located behind the seat), lift the box, and your load drops right where you want it. Bed falls back, automatically locking in place. Or order your Mark 4 with an optional flatbed. Both the box and flatbed can be fitted with sideracks or optional seats.



Maximum stability. Greater comfort. Mark 4's fully independent front suspension and hydraulic spring shocks offer much better steering geometry and superior control.

Industrial-grade transaxle.

The enclosed transaxle protects the chain, gears and differential from manure, sand, salt water and other corrosives. Makes your Mark 4 Haul Master one reliable machine!



The compact, quarter-ton Mark 4 Haul Master is used in many factory warehouses to efficiently pick up and deliver parts.



You can double the 500-lb. payload capacity of your Haul Master by simply hitching up the 1/3-ton dump cart.

Comfort in rain, snow or sunshine.


Ride dry in any weather when you equip your Mark 4 Haul Master with an optional steel cab. Cab has steel frame, windshield and canvas-covered doors. An optional windshield washer and wiper can be ordered for better visibility during rain or while hauling in dusty warehouses or fields. Other accessories to make your Mark 4 Haul Master more of a regular pickup truck are side and inside rear view mirrors, an emergency amber flasher for the roof, headlights, horn, turn signals and a 3.75-gallon auxiliary gas tank.



Optional Accessories include different tires, lights, horns, mirror, hour meter, auxiliary gas tank, gas gauge, cab, hubcaps, windshield.

Metal side and bottom panels protect the engine compartment from wet, muddy conditions.

(1) 16-H.P. engine. (2) Driven pulley of automatic torque converter. (3) Enclosed transaxle with reverse, houses differential, helical gears, and chain reverse drive. (4) Gear shift rod. (5) 10 1/2" dual hydraulic disc brakes.




All operating controls are easily within reach.

1. Conventional steering wheel. 2. Electric start. 3. Choke knob. 4. Glove box for tools or lunch. 5. Accelerator pedal for smooth, steady speed. 6. Forward/reverse lever gets you in and out of tight places with ease. 7. Brake operates

the rear 10 1/2" dual hydraulic disc brakes for sure, no-fade stops (front brakes optional for more stopping power). 8. Parking brake holds Hauler on ramps and inclines for easier loading/unloading.

CHI Industries, Inc.

**Power-packed
work &
recreational
vehicles
for tight
budgets.**



Off-road vehicles built to handle your TOUGHEST JOBS – economically.

Two things are key in an off-road vehicle – dependability in tough conditions and economy. CHI's full line of work and recreational off-road equipment offers both. Haul quarter-ton loads. Change shifts at distant work sites. Pull trailers; launch boats; pick up barrels; spray weeds; deliver tools; make shuttle runs between warehouses. CHI machines handle it all. And if you have

Original Haul Master



This economical, quarter-ton workhorse offers the extra-tight turning radius of a three-wheeler. Excellent for heavy-duty work in congested areas, the Original Haul Master has the power to climb hills, get through mud, go the distance.

trails to blaze or no-man's land to enter, you can be sure your CHI machine will lead the way.

CHI machines are available factory-assembled and rarin' to go or as easy-to-assemble, money-saving kits. Read the enclosed literature for complete details. You won't find more machine for your money.

Mark 4 Haul Master



Not only does this 4-wheeled model look like a truck, it works like one, too! Features conventional steering, foot brake, gas pedal, four flotation tires and a fully enclosed transaxle. An optional, steel cab makes Mark 4 the ideal, all-weather machine.

Work machines that double as pleasure.

Super Tryke & Super Bronc.



SST Super Tryke shown with accessories.

Super Tryke SST and STX are economical three-wheelers that offer the stability of a low center of gravity. (STX adds reverse gear and a heavy-duty transaxle.) Optional bench seat fits either so two can ride where most ATVs are limited to one. Either model makes quick go-see trips, delivers tools and supplies, and helps with shift changes.

CHI Dealers – your source for machines, parts, accessories and service.

The CHI vehicle or fleet you want is waiting for you right now at any CHI dealer in our national network. Fully assembled or in kit form, each machine is 100% CHI. Machines prebuilt to your specs are easily accommodated. (Government specs, too!) And when it comes to service, replacement and repair parts, or accessories, your CHI dealer is your most convenient source.



Super Bronc II shown with accessories.

Super Bronc and Trail Bronc bikes move easily in crowds and congested areas and are equipped with wide tires to handle most terrains without tearing turf. Use your Bronc to economically oversee campsites, fairgrounds and construction sites – or take to the trails to reach hunting and fishing spots.

Interchangeable Parts and Accessories readily available.

Need an economical source for replacement parts or accessories for other namebrand vehicles and equipment? See your CHI dealer, or call us, for a complete Interchangeable Parts Catalog.

Accessories designed specifically for the work you do.

Mark 4 Haul Master shown with all-weather cab, headlights, and windshield washer and wiper.



Steel cab, with canvas-covered doors and windshield, bolts securely to Mark 4 Haul Master. Additional accessories include windshield washer and wiper, side and inside rear view mirror, headlights, horn, turn signals and 3.75-gallon auxiliary gas tank.

SST Super Tryke shown with optional canopy and accessories.



Increase your riding comfort with this 48"-wide by 78"-high canopy. Canvas top repels hot sun and water. Zinc-plated, tubular steel frame mounts to all Tryke and Haul Master models. Canopy adjusts up, down, forward and backward and can be quickly removed for storage.

CHI Power Sprayer

Control weeds, fungus and insects with CHI Power Sprayer. Excellent for grounds maintenance, this handy, 12-volt sprayer lets you apply any premixed liquid fungicides, herbicides and insecticides quickly, accurately and economically from the seat of your Tryke or Haul Master.



1/2-ton Dump Cart

Hitch this all-steel Dump Cart to your Super Tryke, Haul Master or Super Bronc bike and maximize your hauling ability. Flotation tires won't tear up lawn. Cart dumps easily. Comes with stake pockets for adding sideboards (optional) to increase loading capacity.

Equipped to match YOUR specifications.



Optional Rib Standard Chevron Optional Kobby Optional Big Foot

Five tire choices. CHI vehicles feature tires to get the job done right. Cleat Tread (not shown) provides good, all-around traction for pavement and turf. Sawtooth Rib Tread tires offer long wear on asphalt and concrete surfaces and can be used wherever Chevron is standard. Chevron Tread tires are wide and low pressure for good flotation in sand and mud. Kobby Tread tires feature 420 deep-biting cleats for superior off-road traction (request instead of Chevron). And Big Foot Knobbies (available as option on rear of Mark 4 Haul Master only) offer even greater flotation and ground clearance in wet off-road conditions.

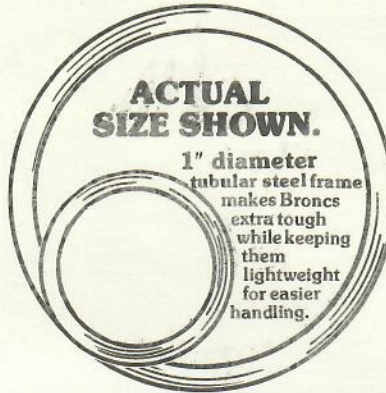
Heavy-duty Transaxle for Mark 4 Haul Master and STX Trykes.



The enclosed transaxle featured on the Mark 4 Haul Master and STX Trykes protects chain, gears and differential from sand, salt water, manure and other corrosives. Helical gears run in oil and ensure positive contact for quiet transfer of power. Ideal for continuous, heavy-duty use.



Full front and rear suspension gives you a comfortable ride no matter what the terrain. Spring-loaded, telescoping front forks and two, mechanical spring shocks in the rear, make off-roading on CHI trail bikes fun. Super Tryke and Original Haul Master feature the telescoping front forks (plus rear hydraulic shocks on the Tryke). And you get extra comfort when you ride in the Mark 4 Haul Master with its fully independent front suspension.



ACTUAL SIZE SHOWN.


1" diameter tubular steel frame makes Broncs extra tough while keeping them lightweight for easier handling.

2" diameter tubular steel frame is made extra strong for Trykes and Haul Masters, without adding unnecessary weight.


Get the exact pulling power, speed and economy you need.



5 H.P.



8 H.P.



10 H.P.




16 H.P.

CHI 4-cycle engines are more economical to run than oil-burning 2-cycles. Just check the oil - fill with gas - and go. Engines are easy to service and come in four horsepower sizes to give you the pulling power, speed and fuel economy you want for work and recreation.

5 H.P. Tecumseh pulls up to 500 lbs. without lugging. Offers the greatest fuel economy. The 8 and 10 H.P. Tecumsehs with cast iron sleeve offer mid-range power. Won't balk at hills or rugged off-road terrain. 16 H.P. Briggs & Stratton with its opposed twin cylinder and cast iron cylinder sleeves gives top speed and power. Challenge it to the long haul at full load and it keeps going.

Electronic ignition is standard on all engines. And each comes with an alternator so you can choose the accessories you want.

No need to bother with shifting. The automatic torque converter keeps you in the best gear for the speed or power you need and for the best possible gas mileage. You just apply the gas and concentrate on the countryside or the chore you're doing.



CLUTCH

DRIVEN PULLEY



A. Belt is loose during engine idle.



B. As engine speeds up, clutch closes forcing belt up beveled sides. Belt tightens and begins turning driven pulley. Ratio is for power (approx. 18:1) to get going.



C. As engine goes faster, clutch continues to close. Belt forces driven pulley wider. Drive ratio is about 10:1.



D. At maximum speed clutch is closed, driven pulley open. Speed drive ratio is about 6:1. System adjusts infinitely and automatically up or down as engine speed and power requirements change.


CHI INDUSTRIES, INC. LIMITED WARRANTY

All parts, except engines, are warranted by CHI Industries, Inc. for 90 days after shipment against all defects in material and workmanship. CHI Industries, Inc. will replace or repair any defective part returned (prepaid) within 90 days and ship its replacement (prepaid) to any place in the continental United States. Tryke and Haul Master engines are warranted for ONE YEAR (bike engines for 90 days) through Briggs & Stratton and Tecumseh service centers around the world.

Customize your CHI machine with these economical accessories.

Bikes, Trykes & Haul Masters

Front Wheel Brake - 5" band brake doubles braking ability when ordered with Bike, Tryke or Original Haul Master.



Speedometer - Heavy duty VDO speedometer with 0 to 60 mph scale and five digit odometer. Front wheel drive off hub for 5/8" axle.



Electric Light Kit - Bikes, Trykes and Haul Masters get extra night and road safety from this 12-volt, 5" diameter, high/low, sealed-beam headlight and 2" x 4" tail/brake light. Comes complete with license plate illuminator.



Turn Signal Lights - 4 amber lights. Left or right turn signal switch is handle-bar mounted. Includes flashbar. For all models.



Knobby Tire - 22" diameter x 11" wide x 8" rim, 2-ply nylon cord, tubeless tire with 420 cleats for long wearability. (Fits all.)




Big Foot Knobby Tire - 25" x 12" x 9" knob tire for serious mud boggin'. Fits rear of Mark 4 Haul Master only.

Rear view Mirror - Handlebar mount, 4" diameter rear vision mirror. Chrome back and mount.



Front Ski - Sno-biking fun is open with this sturdy, 16-gauge, chrome-plated steel ski. Attaches in minutes without tools. Provides lift for controlled forward motion. Double runners prevent sliding on turns. For Bikes and Trykes.




Electric Horn - Large, push-button, DC horn lets them know you're there. For electric start models only.



Gun Rack - a perfect hunting or all-around utility rack. Tubular steel frame holds two rifles or shotguns, crutches, shovel, ax, tools, etc. Soft, plastic-coated clips hold guns securely without marring finish. Mounts easily to front fork, luggage or tote racks, or behind the Haul Master seat.




Front Chrome Luggage Rack - Carry camping equipment or work supplies with ease. 14" x 14", solid steel chrome plated rack attaches to front of Super Bronco II or Super Trykes. All mounting hardware included.



Quartz Hour Meter - attaches to alternator and operates whenever engine runs. Measures hours and tenths to 10,000 hours. Helps schedule regular maintenance.



Windshield - Tough, clear plastic windshield deflects wind and dirt. Mounts to handle bars. Adjustable height.



Chrome Hubcap Set (2) - Dressy, chrome-plated hubcaps let you customize your CHI Tryke, Haul Master or 1/3-ton Dump Cart. Protects hub from road grime, too. N.A. for Big Foot Knobs or Sawtooth Rib Tread tires.

Haul Masters

Auxiliary Gas Tank for Haul Master - all steel tank holds 3.75 extra gallons of fuel. Selector valve to switch engine from main tank to auxiliary is included. Tank mounts with mounting brackets on Haul Master body to driver's left.



Rotating Emergency Light - Amber warning light rotates and flashes to send a clear alert. Operates off 12-volt battery (not included). Easily mounts to Haul Master cab or other level area.




Mark 4 Haul Master Windshield - thick acrylic, 43 1/2" x 30" windshield deflects dust, insects and wind. Two support rods provide added strength. Mounting materials included.

Gas Gauge - Keep track of your fuel in 3 1/4" or 3 3/4" gallon tanks.




Trykes

Deluxe Tote Rack - two 22" x 11" x 13" tubular steel baskets ride over Tryke fenders. Has 24" x 49" steel shelf over engine and between baskets for longer, bulkier loads. Roll bar extends 2' over standard seat. Has tow plate for trailer.



Auxiliary Gas Tank - Trykes only. Requires tote rack. 3 1/4 gallon steel tank has 2-way changeover valve, priming bulb. Triples your range.

Double Seat - Bench seat (for Trykes only) lets two ride at same time. Vinyl covered foam seat lifts up to reveal 20x10x10 storage area. Footboard and brush-guard. Bench seat is 24" from ground level, ideal height for easy access to disabled riders.



Bikes

Auxiliary Gas Tank - VT-8 and 10. Large, 5-quart, motorcycle styled gas tank more than doubles your riding range. Mounts to frame. Complete with 2-way changeover valves.



Tow Bar - Pull trailers, sleds, toboggans with strong, steel triangular bar. Mounts to frame and fender brace. Specify VT-5, 8 or 10 only.

CHI Industries, Inc.

P.O. Box 1148
Benton Harbor, MI 49022-1148

TOLL FREE 1-800-253-1030
In Michigan 1-616-849-3400

ADDRESS CORRECTION REQUESTED

Bulk Rate
U.S. Postage
PAID
Permit No. 21
Benton Harbor
MI 49022

CHI Industries, Inc.

P.O. Box 1148
Benton Harbor, MI 49022-1148

TOLL FREE 1-800-253-1030
TELEPHONE 616/849-3400

NEW COMPANY NAME.

Same well-built products at
hard-to-beat prices! And backed by
customer-comes-first service.

Changing a company's name after 20 years is not an easy decision. Some folks probably think we're a little crazy. After all, the number one name in easy-to-build, quality made off-road vehicle kits has been Carl Heald, Inc. -- the largest maker of Tryke and Bike kits in the world. So why the name change?

Two reasons. First, the company founders are no longer involved in the operations and it seemed an appropriate time to start with a new name. The world's largest and most customer-oriented maker of Bike and Tryke kits now is CHI Industries, Inc.

Second, a neighboring business named "Heath" makes electronic kits (which don't look at all like big, rugged four-wheeled Haul Masters). Unfortunately "Heath" does look like "Heald," often creating mail mix-ups. That means we don't get orders as quickly, or process orders as quickly -- which is not the type of service we built our name on.

Choose a cost-saving build-it-yourself kit! Or time-saving pre-assembled machine.

Building your own is easy. And fun. And you'll save hundreds of dollars in labor costs. Just choose the kit model you want -- bolt it together using common tools -- and you're rarin' to go in a few hours. You'll learn your machine inside and out. Handle most regular maintenance on your own. And have a deep-down pride of having built it yourself!

Or you can get a 90%-assembled Haul Master delivered right to your door. Same quality, American-made parts. Same rugged, off-road design in a three- or four-wheel model (details next page). You just do some minor assembly and it's ready to start hauling!

Or get ANY CHI product FULLY ASSEMBLED from your nearby CHI dealer. For the dealer nearest you, please give us a call.

Kit or fully assembled machine, you can't find more value for your money than CHI. Quality products. Prompt delivery. Excellent customer service.

The enclosed literature fully explains "CHI value." But to really know the value, you have to own a CHI machine. Visit a dealer or call us today and get more machine for your money.

Sincerely,



Ron Kimball
Sales Manager

Factory-assembled Haul Masters delivered right to your door!


Can't wait to put a CHI Haul Master to work for you? Then request that a 90%-assembled Haul Master be sent straight to you from the factory! Choose from the four-wheel Mark 4 Haul Master model with its truck-like conventional steering and control pedals or the three-wheel Original Haul Master, designed for tight turns and narrow aisles. Both offer the same quality features you get with build-it-yourself kits – but these bolt together in two hours or less.

Want a FULLY assembled Haul Master, Tryke or Bike? There's one (or an entire fleet) waiting for you at your nearby CHI dealer!



Original Haul Master shown with optional accessories.

Mark 4 Haul Master shown with optional accessories.



NEW!

Longer-lasting, maintenance-free front spindle.

CHI Haul Masters now feature high-speed style front spindles to hold the wheels in place. Virtually maintenance free, this spindle

provides enough end-play to handle high speeds and rugged use. Keeps your Haul Master running smooth for years.

Thank you! for your interest in CHI products.

Here's why they're the best value.



CHI Industries, Inc. was Carl Heald, Inc. for almost 20 years. When the company founders retired and sold the business, it was decided to change the name but keep the quality-designed motorized vehicles and personal service.

The years of experience in the off-road and industrial vehicle business still help us anticipate the vehicles you need now and in the future. Although we're the world's largest maker of Bike and Tryke kits, you now can get preassembled machines, too. Kit or pre-built, quality and customer service are number one at CHI, Inc. If you have questions – or need specialized information – please write or call.

Top quality, warranted products.

CHI machines are designed to rugged standards, made of the best parts and materials. American-made components make it easier for you to service your machine. Haul Master,

and Tryke engines are warranted for ONE YEAR and serviced by thousands of Tecumseh or Briggs & Stratton service centers throughout the world. (Bike engines warranted 90 days.) The rest of the parts and the factory-assembled Haul Masters are covered by the CHI, 90 Day Limited Warranty against defects in material and workmanship.

You can purchase your CHI machine either through mail order or from your nearest CHI authorized dealer. If you are ever in our area, please stop by our showroom and pick up a kit or assembled Haul Master right here.

National network of CHI Dealers.

A national network of CHI dealers sells products assembled and in kit form. Call us for the name of the dealer nearest you.

Normal shipping within five working days.

Normally your kit is shipped within five working days from receipt of your order (Check factory inventory schedule for availability of assembled Haul Masters). You'll be notified immediately on how and when your unit was shipped by motor freight, freight collect. Continental U.S. freight costs average \$30 per 100 lbs. (\$40 in California). NOTE: I.C.C. requires pre-paid freight for deliveries in New York City and Alaska. Please remit with order.

Over 50,000 satisfied customers.

Please read the enclosed literature. We're convinced that you'll agree that your best buy is a CHI machine. And that you'll want to join the over 50,000 satisfied customers who can testify to the quality of the products, the helpfulness of the service.

PRICE LIST

EFFECTIVE 5-15-87

C H I INDUSTRIES, INC.

P.O. BOX 1148

BENTON HARBOR, MI 49022-1148

MARK SERIES HAULER with Enclosed Gear Transaxle

MODEL	DESCRIPTION	ENG. MFG.	SHIP WT.	KIT PRICE	QTY.	ASSEM. PRICE	QTY.	ENTER TOTAL
HX-4660	Mark 4 16hp Twin Cyl.	Briggs & Stratton	723	2899.95		3849.95		

CUSTOMER SELECTED OPTIONS (CHECK ONE) DUMP BOX FLAT BED

22 x 11 x 8 Knob Tire <i>Instead of Std. Chevron Tire</i>		8.95		8.95			
20.5 x 10 Rib Tread Tire <i>Instead of Chevron Tire</i>		10.95		10.95			
25 x 12 x 9 Big Knob Tire <i>Instead of Std. Chevron Tire (Rear Only)</i>		34.95		34.95			
Front Wheel Hydraulic Disc Brakes Mark 4 (With Rib Front Tires Only)		93.95		116.95			

AK-NO. ACCESSORIES FOR MARK HAULER ONLY

7	Lights (Two Head Lights & One Tail/Stop Light)	7	79.95		—		
3	Steel Cab with Doors	190	439.95		—		
4	Windshield Wiper for Cab (12V)	5	109.95		—		
5	Windshield Washer for Cab (12V)	3	34.95		—		
9	Rear View Mirrors (Two-Outside of Cab)	2	17.95		—		
58	Rear View Mirror (One-Inside of Cab)	1	13.95		—		
10	Rotating Emergency Light (12V)	3	63.95		—		
131	Windshield (For Use Without Cab)	15	119.95		—		
129	Auxiliary Tank (3.75 gal.) Mark Hauler	12	74.95		—		
8	Turn Signals Mark Hauler	1	43.95		—		
2	Electric Horn Mark Hauler	1	15.95		—		

◀ SUB TOTAL

ORIGINAL HAULER with Reverse Gear Box & Chain Drive

HH-1210TE	Original Hauler 10hp	Tecumseh	537	1884.95		2354.95		
HH-1216	Original Hauler 16hp Twin Cyl.	Briggs & Stratton	582	2149.95		2729.95		

◀ SUB TOTAL

CUSTOMER SELECTED OPTIONS (CHECK ONE) DUMP BOX FLAT BED

22 x 11 x 8 Knob Tire <i>Instead of Std. Chevron Tire</i>		8.95		8.95			
20.5 x 10 Rib Tread Tire <i>Instead of Std. Chevron Tire</i>		10.95		10.95			
Front Wheel Mechanical Brake Original Hauler		28.95		35.95			

AK-NO. ACCESSORIES FOR ORIGINAL HAULER ONLY

18	Light (Headlight and Tail & Stop Light)	3	49.95		—		
19	Windshield	7	34.95		—		
34	Speedometer	1	24.95		—		
116	Front Luggage Rack (Chrome)	8	21.95		—		
114	Row Crop Adapter 30" Rows	80	229.95		—		
92	Row Crop Adapter 40" Rows	80	229.95		—		
11	Auxiliary Tank (3.75 gal.) Original Hauler	12	74.95		—		
106	Turn Signals Original Hauler	1	43.95		—		
33	Electric Horn Original Hauler	1	14.95		—		

◀ SUB TOTAL

ACCESSORIES

AK-NO. ACCESSORIES FOR BOTH MARK & ORIGINAL HAULERS

31	Rear View Mirror (Bar Mount)	1	3.95		—		
37	Chrome Hub Caps (Pair - 8" Rim Only)	2	13.95		—		
105	People Carrier (Two Double Seats)	65	213.95		—		
120	Canopy Top	12	127.95		—		
121	Dual Gun Rack	6	29.95		—		
122	Hour Meter (12V)	1	39.95		—		
124	Gas Guage for 3.75 gal Tank	1	6.95		—		

◀ SUB TOTAL

YARD KITS

DUMP-CART with Chevron Tires

DC-3	½ Ton Dump Cart	170	324.95		—		
OPTIONAL	22 x 11 x 8 Knob Tires <i>Instead of Chevron</i>		8.95		—		

POWER SPRAYER

PS-12	Power Sprayer (12V with 12 gal. Tank)	18	199.95		—		
AK-101	Extra 12 gal. Tank with Hose & Tee	5	32.95		—		

◀ SUB TOTAL

◀ SUB TOTAL

◀ TOTAL

TRAIL BRONC & SUPER BRONC II

MODEL	DESCRIPTION	ENG. MFG.	SHIP WT.	KIT PRICE	QTY.	ENTER TOTAL
VT-5-A	Trail Bronc 5hp Eng.	Tecumseh	150	679.95		
VT-840-A	Super Bronc II 8hp Alt. Eng.	Tecumseh	223	869.95		
VT-1040-AE	Super Bronc II 10hp Elec. Start	Tecumseh	241	1024.95		

CUSTOMER SELECTED OPTIONS

22 x 11 x 8 Knob Tires Instead of Std. Chevron		8.95		
Hydraulic Rear Brake Instead of Mechanical - Super Bronc II		49.95		
Front Wheel Mechanical Brake - Super Bronc II		28.95		

AK-NO. ACCESSORIES FOR BRONCS ONLY

21	Spark Arrest Muffler Super Bronc II	4	37.95		
79	Spark Arrest Muffler Trail Bronc	4	38.95		
13	Tow Bar Trail Bronc	5	14.95		
14	Tow Bar Super Bronc II	5	11.95		
26	Front Ski for Trail Bronc (6' Tire)	10	38.95		
29	Auxilliary Gas Tank Super Bronc II - 5 qt.	10	23.95		

◀ SUB TOTAL

SUPER TRYKES

with Hydraulic Rear Brakes

SST-821-A	Tryke 8hp Alt. Eng.	Tecumseh	302	1159.95		
SST-1021TE	Tryke 10hp Elec. Start	Tecumseh	310	1324.95		
STX-320	Tryke 8hp Alt. Eng. with Reverse	Tecumseh	315	1449.95		
STX-360	Tryke 10hp Elec. Start with Reverse	Tecumseh	325	1599.95		

CUSTOMER SELECTED OPTIONS

22 x 11 x 8 Knob Tire Instead of Std. Chevron Tire		8.95		
20.5 x 10 Rib Tread Tire Instead of Std. Chevron Tire		10.95		
Double Seat Instead of Std. Bucket Seat		55.95		
Foot Throttle Instead of Std. Hand Throttle (Double Seat Only)		14.95		
Foot Rear Brake Instead of Std. Hand Brake (Double Seat Only)		11.95		
Front Wheel Mechanical Brake		28.95		

◀ SUB TOTAL

AK-NO. ACCESSORIES FOR TRYKES ONLY

22	Spark Arrest Muffler 8 & 10hp	4	33.95		
35	Roll Bar and Tow Plate	14	46.95		
37	Chrome Hub Caps (Pair - 8" Rim Only)	2	13.95		
45	Extra Tail/Stop Light	1	10.95		
99	Double Seat Add-on Kit	44	139.95		
107	Auxilliary Gas Tank 3.25 Gal. (Tote Rack Req.)	7	39.95		
124	Gas Guage for 3.25 Gal. Aux. Tank	1	6.95		
119	Deluxe Tote Rack with Roll Bar & Tow Plate	35	118.95		
120	Canopy Top (Tote Rack Req.)	12	127.95		
122	Hour Meter 12 volt	1	39.95		
114	Row Crop Adapter - 30" Rows	80	229.95		
92	Row Crop Adapter - 40" Rows	80	229.95		

◀ SUB TOTAL

ACCESSORIES

AK-NO. ACCESSORIES FOR BOTH BIKES & TRYKES

16	Light (Headlight & Tail & Stop Light)	3	49.95		
19	Windshield	7	34.95		
28	Front Ski (12" Tire)	12	47.95		
31	Rear View Mirror (Bar Mount)	1	3.95		
33	Electric Horn (Elec. Start Only)	1	14.95		
34	Speedometer	1	24.95		
36	Flag & Pole	3	3.95		
46	Turn Signals (Elec. Start Only)	1	41.95		
78	Bulb Type Air Horn	1	4.95		
116	Front Luggage Rack (Chrome)	8	21.95		
121	Dual Gun Rack	6	29.95		

◀ SUB TOTAL

CALL TOLL FREE
1-800-253-1030

IN MICHIGAN CALL
1-616-849-3400

ZPA

NAME _____ DATE _____

◀ SUB TOTAL

ADDRESS _____ PHONE _____

◀ TOTAL THIS PAGE

CITY _____ STATE _____ ZIP _____

◀ TOTAL HAULER PAGE

COUNTY _____ NEAREST LARGE CITY _____

◀ TOTAL

ORDER YOURS NOW

Fill out and send with check or money order to CHI Industries, Inc., P.O. Box 1148, Benton Harbor, MI 49022. All prices F.O.B. Benton Harbor, Mich. Order will be shipped motor freight. Please do not remit motor freight charges, they will be collected by carrier on delivery. If accessories are ordered separately, add postage.

◀ ADD 4% TAX IN MICHIGAN

Master Card Visa Check or Money Order Enclosed C.O.D. (25% Must be enclosed. Not available in Alaska.)

◀ TOTAL AMOUNT OF ORDER

Card No. _____ Expiration Date _____

Signature _____ Total Charged \$ _____

May 1987