





SPECIFICATIONS & SCHEMATIC

Hilltopper
Trail and Snow
Bike




A BIKE FOR ALL SEASONS!

the new Heathkit Hilltopper Trail Bike looks great, runs great! rides and handles like the big bikes! features an adjustable trail-taming suspension, 5-h.p. engine, automatic torque converter, oversize flotation-type tires, rugged tubular frame, two-wheel brakes, hand-grip throttle, kill button, alternator and much, much more . . .



Gets you into the country...



Built to Take Its Bumps with a brawny frame of welded 13-gauge steel tubing; hefty 16" adjustable front fork and adjustable rear shocks; a built-in splash pan and crash bar to protect you from water, logs or rocks hidden in the underbrush.

Dependable 4-Cycle Power is put out by the 5-h.p. Tecumseh engine, so there's no need to pre-mix oil with gasoline. And performance is just the way you like it, with an overland cruising speed of 35 m.p.h. yet plenty of workhorse power for packing provisions into the country. Impact resistant polyethylene gas tank with seal-vent cap holds one gallon of fuel, enough to take you 80 miles! Engine is equipped with an alternator which supplies constant electrical power for the optional running lights, and a forestry approved, spark arresting muffler that makes the Hilltopper Trail Bike one of the quietest you can buy.

Infinitely Variable Gear Ratios — between 5.8 to 1 and 23 to 1 — via an automatic torque converter give you shiftless riding and make the most efficient use of the engine. The perfect transmission for the trail, the torque converter delivers full engine power instantaneously at the twist of the throttle. The large, shielded #40 motorcycle chain connects to the rear wheel through a simple adjustment mechanism for easy maintenance!

Turf-Gripping Flotation-Type Tires add as much to the Hilltopper Trail Bike's distinctive appearance as they do to its mountain-goat ability to climb the steepest grades, traverse rocks, sand and snow. The front wheel is fitted with a new, larger version of the 5.30x4.50-6" tubeless tire, with rounded contours for improved maneuverability. The rear wheel sports beefy 18x8.50-8" rubber for superior traction. At the recommended pressure of 10-15 p.s.i., these tires contribute greatly to the bike's incredible smoothness on the trail.

Sure Stopping Two-Wheel Brakes utilize a 4½" drum at the front wheel, operated by the right-hand lever, and a band brake mounted on the torque converter jackshaft, actuated by the left-hand lever. This system offers positive, controlled braking, all the way to wheel lockup, with a minimum of hand pressure.

Big-Bike Comfort and Convenience are found in the large, fully cushioned seat that can easily accommodate you and a passenger. And all the controls are mounted on the handlebars for safety's sake as well as for added convenience. The spring-loaded motorcycle-type throttle immediately drops the engine down to idle if the operator removes his hand from



Handlebars fold down for maximum portability, quick and easy storage.




Chain and sprocket assembly can be adjusted by loosening one nut.



Full splash shield and crash bar are an integral part of the tubular steel frame.

...and back again!



Your Heathkit Hilltopper's trailable at nighttime, too, when you add the optional head light and tail/brake light accessory kit.


the grip. The kill button can also be reached without taking the hand from the steering bars. The heavy-gauge wrap-around fenders on both wheels keep the mud and dust on the trail, and off of you!

Soul-Stirring Styling is trimmed out in brilliant metallic gold set off by the black contour molded fuel tank and white enamel engine and accented by plenty of chrome at the handlebars, steering head cover, rear shocks and fittings. The Heathkit Hilltopper Trail Bike is a show stopper, standing still — sheer poetry, in motion!

Two Exciting Options, running lights (Kit GTA-101-2) and the snow ski (Kit GTA-101-1), expand your riding horizons, giving you day or night year-round fun. The lighting kit includes 5 $\frac{3}{4}$ " two-element sealed-beam front headlight, with "Hi/Lo" switch mounted on the housing, and a 4 $\frac{3}{4}$ " taillight with standard dual-element automotive bulb for separate stop-light and running light functions. All wiring is included, and since the Hilltopper Trail Bike is equipped with an alternator, no battery is necessary. The heavy-gauge steel snow ski is finished in a matching golden hue and features an exclusive mounting mechanism that allows you to install it on the front wheel in seconds. It gives your Hilltopper Trail Bike great maneuverability over packed or crusted snow.




Wintertime's Hilltopper season with the optional front-wheel ski that employs a patented one-step attachment mechanism.



Optional front-wheel snow ski is finished in matching gold.




Spark arresting muffler is one of the quietest around, too!



Infinitely variable torque converter does the shifting at the twist of the throttle.

**Shipped to you ready for quick assembly.
Conventional hand tools are all you need!**



SPECIFICATIONS

ENGINE: TYPE: 5 horsepower, 4-cycle. **CRANKCASE OIL CAPACITY:** 19 ounces. **GAS TANK CAPACITY:** 1 gallon. **GAS CONSUMPTION:** 80 miles per gallon, 3 hours per tank (approximate, depending on speed and terrain). **GENERAL:** **SPEED:** Approximately 0-35 m.p.h. **GEAR RATIO:** From 5.8 to 1 thru 23 to 1. **CLUTCH AND TRANSMISSION:** Automatic Asymmetric Torque Converter. **BRAKES:** 4½" internal expanding front brake. External contraction (band) jackshaft mounted rear brake. **FRAME:** Welded heavy-gauge steel tubing. **SUSPENSION:** Front-telescoping forks. Rear-swing arm shock absorbers, mechanically damped. **FRONT TIRE:** Low-pressure tubeless, 5.30x4.50-6". **REAR TIRE:** Low-pressure tubeless, 18x8.50-8". **TIRE PRESSURE (FRONT AND REAR):** 10 p.s.i. **LOAD CAPACITY:** 400 lbs. **COLOR:** Gold with white engine. **NET WEIGHT:** 160 lbs. **DIMENSIONS:** **WHEELBASE:** 44". **LENGTH (OVERALL):** 61". **LENGTH (OVERALL WITH SKI ACCESSORY):** 73". **WIDTH (AT HANDLEBARS):** 24". **HEIGHT (AT HANDLEBARS):** 39". **HEIGHT (AT SEAT):** 27¾".

HEATHKIT

Schlumberger

HEATH COMPANY, Benton Harbor, Michigan 49022

Part No. 596-1316 5/71

Specifications subject to change without notice.

Printed in U.S.A.

ASSEMBLY

No special mechanical knowledge is required to successfully build the Heathkit GT-101. Simple hand tools such as found in most home tool boxes are sufficient (a complete list of necessary tools is given in the front of the manual). To simplify and speed assembly, the Tecumseh engine is completely factory assembled, tested and tuned for maximum performance, and comes pre-mounted on the steel frame. The front and rear tires are also mounted on the wheels and inflated. As with every Heathkit, the GT-101 has undergone an extensive period of manual and design refinement, and is easy to assemble, reliable in performance.

Assembly is straightforward and progresses in an orderly sequence. The famous Heathkit manual guides you every step of the way, with clear, easy to read step-by-step instructions and giant fold-out pictorials that detail everything down to the last nut and bolt. You can't miss.