



Speedway






SPEEDWAY 71!!! Put together to tear competition apart . . . eight high performance SPORT CYCLES and more on the way . . . All primed for performance, all ACTIONEERED FOR FUN . . . Designed for comfort, safety and dependability . . . With a unique, super sensitive DYNA-TORQUE 400 torque converter that automatically adjusts to the roughest terrain. HYDRA-RIDE front suspension, the industries first, to keep you in shape no matter how out-of-shape the trail gets. Hi-revin power packed engines deliver plenty of poop. Dirt proof internal expanding rear brakes coupled to heavy-duty front disc brakes stop you cold. From the blindingly chrome mag wheels to our new heavy-duty WISH-BONE frame, decked out in bold new colors, SPEEDWAY SPORT CYCLES are truly primed for performance, ACTIONEERED FOR FUN . . . Fun like you've never experienced before.







SCORPION

Grab it and try it . . . the grand experience from SPEEDWAY! It's all wrapped up in this bold, new, power-packed Scorpion model. Racy lines that really stretch out under the full throttle power of its quick-windin' 172cc Tecumseh engine. A super-sensitive DYNA TORQUE 400 torque converter for power efficiency seldom experienced anywhere . . . until now. Super-tough WISH-BONE frame, heavy-duty rear shocks and rut-defying Speedway HYDRA-RIDE Front Suspension smooth out any trail, 3.50 Speedway tires mounted on 10" Chrome Mag style wheels keep you on the straight and narrow. Lights . . . you bet . . . front and rear make it legal for the road. Scorpion 71 . . . far and away the best Sport Cycle going today. In Bahama Blue, Competition Red and Grabber Green.

SCORPION SPECIFICATIONS

- ENGINE — Tecumseh, 172cc
- DRIVE SYSTEM — Dyna Torque 400 Torque Converter
- FRONT SUSPENSION — Hydra-Ride Suspension
- REAR BRAKE — Internal Expanding Drum
- WHEELS — 10" Chrome Mags
- WEIGHT — 104 lbs.

SCARAB

The off-road brother of the Scorpion. Same powerful engine, same super-sensitive torque converter. Same stand-up and take it attitude suspension. Equipped with two trail-huggin' 3.50 x 10" Moto Cross tires and brakes, front and rear, that make trail-braking a breeze. The Big Daddy fuel tank makes pit-stops obsolete. On the trail or cross country, the Scarabs got it all . . . SCARAB . . . another great one from SPEEDWAY . . . for 71.

SCARAB SPECIFICATIONS

ENGINE — Tecumseh, 172cc

DRIVE SYSTEM — Dyna Torque 400 Torque Converter

FRONT SUSPENSION — Hydra-Ride Suspension

REAR BRAKE — Internal Expanding Drum

WHEELS — 10" Chrome Mags

WEIGHT — 100 lbs.





SHARK

For road-running, trail biking or just plain fun . . . few things on wheels can match the Shark. It has just about everything going for it . . . a throttle punchin' 127cc power plant, the heaviest drive chain in the industry, lights, front and rear. Hi-Rise, fold down, handlebars and a deep foam removable saddle for extra comfort. Big internal expanding rear brake for repeated panic stops. SHARK . . . catch the name . . . the one that puts you out front . . . and keeps you there. In Grabber Green, from SPEEDWAY, of course!

SHARK SPECIFICATIONS

- ENGINE — Tecumseh, 127cc
- DRIVE SYSTEM — Dyna Torque 400 Torque Converter
- FRONT SUSPENSION — Hydra-Ride Suspension
- REAR BRAKE — Internal Expanding Drum
- WHEELS — 10" Chrome Mags
- WEIGHT — 95 lbs.

SHRIKE

Alias "THE BUTCHER BIRD" . . . does everything the big ones do, except take to the road. Great for the back-forty. Its heavy-duty WISH-BONE Frame is the hottest thing in the industry. Twin 3.50 x 10" Moto Cross tires mounted on Mag style wheels, heavy-duty chain and trail ridden rear sprocket coupled to our Dyna Torque 400 makes low gear a stump puller that'll take you right up a tree if you can get the traction . . . and a high-gear that really gets with it Flat Out. The worse the trail gets the better the SHRIKE likes it . . . SPEEDWAY 71!!!!!!

SHRIKE SPECIFICATIONS

ENGINE — Tecumseh, 127cc


DRIVE SYSTEM — Dyna Torque 400 Torque Converter

FRONT SUSPENSION — Hydra-Ride Suspension

REAR BRAKE — Internal Expanding Drum

WHEELS — 10" Chrome Mags

WEIGHT — 90 lbs.



SILVER SHADOW SST

Super cycle, Silver Shadow SST a super tough, souped up cycle with a flock of race-inspired features . . . a 5-speed, foot operated, drive system, competition tuned expansion chamber, plus the race proven Sachs 125cc motorcycle engine get you out of the hole first and keep you there. Kick-starter, rugged Moto-Cross tires, front and rear, and heavy-duty foot-operated brakes that stop you on a dime. With the Silver Shadow SST, you'll be the hot-dog on any track. From SPEEDWAY . . . who else?

SILVER SHADOW SST SPECIFICATIONS

ENGINE — Sachs, 125cc


DRIVE SYSTEM — 5-Speed, Foot Operated

FRONT SUSPENSION — Hydra-Ride
Suspension

REAR BRAKE — Internal Expanding Drum

WHEELS — 10" Chrome Mags

WEIGHT — 143 lbs.



STINGER


This one packs all the get-up and go you'll ever need. Smooth shifting automatic clutch coupled with the heaviest drive chain in the business. And the 2.50 Speedway Tires mounted on 10" Chrome Mag Style Wheels are the heftiest ones around. Stinger, a real charger. From SPEEDWAY ... for 71 !!!

STINGER SPECIFICATIONS

ENGINE — Tecumseh, 2½ h. p.
DRIVE SYSTEM — Centrifugal Clutch
REAR BRAKE — Scrub
WHEELS — 10" Chrome Mags
WEIGHT — 81 lbs.

STINGER II KIT

The Stinger can also be purchased in kit form for maxi-fun on a mini-budget. It's easy to assemble and the whole family can get into the act ... Look into the Stinger II Kit ... and actioneer it yourself !!



SILVER SHADOW SSR



A road-ready, street-eater. Same as the hungry SST but with lights, front and rear, and super quiet exhaust system to legalize it for the road. Exciting, no nonsense riding, anytime, anywhere. HYDRA-RIDE front suspension, heavy-duty rear shocks, Moto-Cross fold down handlebars and an all rubber mounted fuel tank that's one gallon deep . . . All hung on Speedway's sturdy new Wish-Bone frame. All from SPEEDWAY for 71!!!

SILVER SHADOW SSR SPECIFICATIONS

ENGINE — Sachs, 125cc

DRIVE SYSTEM — 5-Speed, Foot Operated

FRONT SUSPENSION — Hydra-Ride
Suspension

REAR BRAKE — Internal Expanding Drum

WHEELS — 10" Chrome Mags

WEIGHT — 143 lbs.

SUPER "SPYDER"

An all new, exciting BIG ONE from Speedway . . . the race bike supreme. Brilliant heavy-duty WISH-BONE frame, glistening chrome tuned expansion chamber, fenders and 16" wire wheels. Powered by the 5-speed, 125cc Sachs motorcycle engine . . . straight off the racing circuit. From its dual internal expanding binders, that stop you now, to the plush rally racing seat that's made to fit your rear. The Super "Spyder" from Speedway is truly "BOSS."

*See Your Speedway Dealer for
Specifications on The Super "Spyder"*



speedway **PRODUCTS, INC.** **FEATURES**

Speedway quality is built-in . . . built to take the punishment only an 8-year old could give it. Speedway Sport Cycles are engineered . . . right down to the last detail . . . to do the job you expect of them, whether you're riding flat out on hard-surface straight-a-ways or powering over the roughest terrain. Speedway Sport Cycles take on the worst and ask for more. Feature for feature, pound for pound, Speedway offers you the best all-around enjoyment you can buy. Here are just a few reasons why Speedway bikes are truly "Primed for Performance," "ACTIONEERED FOR FUN"!



DYNA TORQUE 400 Torque Converter for peak power efficiency and performance



"WISH-BONE" — durable, rugged, built to take it




HYDRA-RIDE Front Suspension takes everything you can give it




HI-RISE Fold-Down Handlebars turns the big mini into a small stowaway package



Remote Brake Control with safety designed configuration




Heavy-Duty Internal Expanding Brake
for safe, perfectly balanced stops




Chrome Rear Shocks keep
you on track at all times



One Gallon Fuel Tank lets
you scramble for hours



High Efficiency Power Plant
outdoes anything in its class



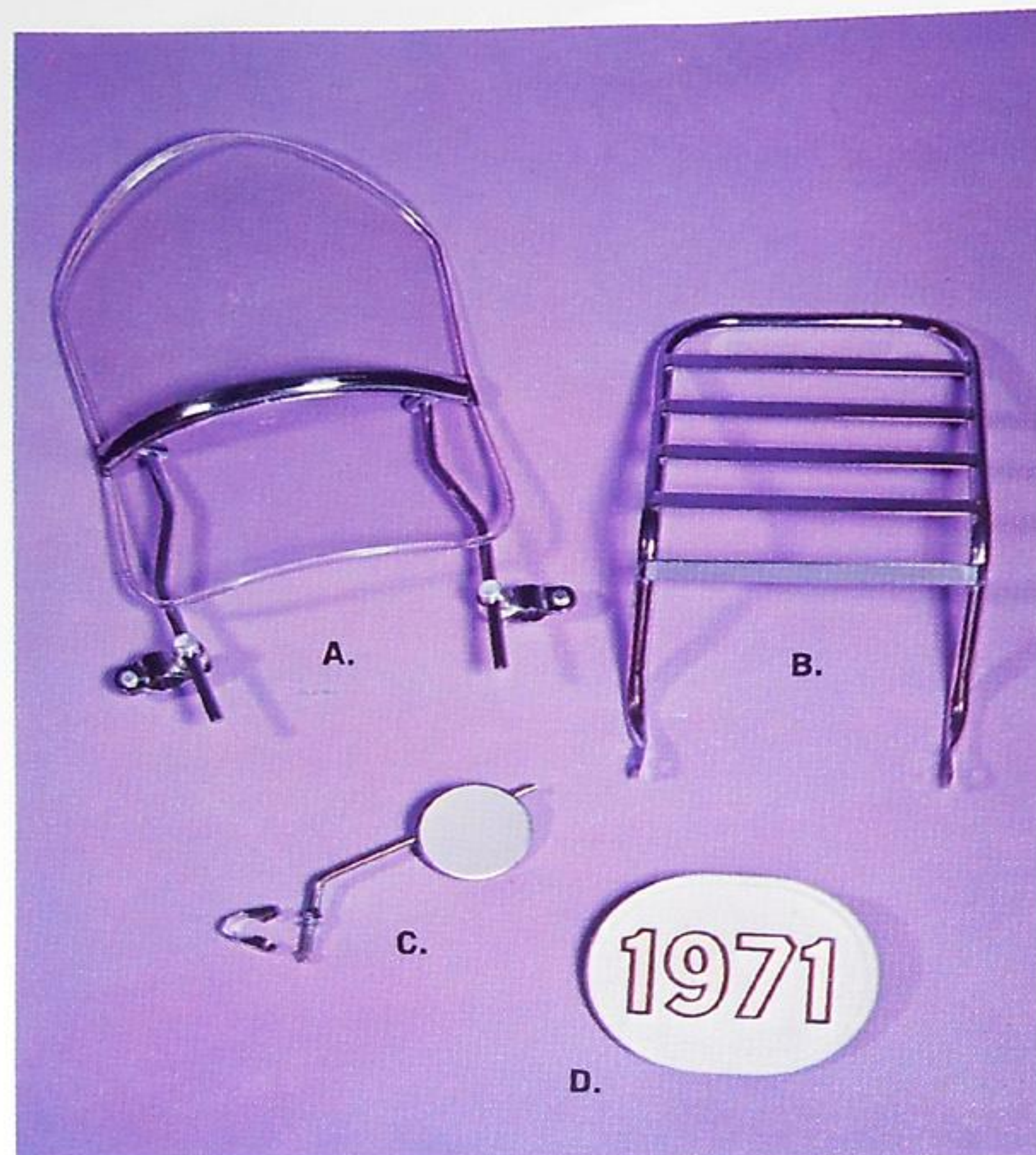
Chain Adjusting tabs put
proper tension on the drive-chain

speedway ACCESSORIES PRODUCTS, INC.



Bold, bold outfits — all race inspired.
 Top quality merchandise made to exacting Speedway specifications.

A. Impact resistant, deep crystal finish helmets in L-M-S sizes. **B.** Long sleeve 100% cotton sprint shirt with Speedway imprint. **C.** Short sleeve all cotton T-Shirt with similar identifying imprint. **D.** Blue zip-front nylon track jacket with red and white racing stripes.



Extras that make all the difference.

A. All-plastic windshield with sturdy chrome support brackets. **B.** Strong, lightweight luggage rack protected with lustrous noncorrosive chrome. **C.** Rear view mirror attaches conveniently to handlebars. **D.** Number Panel in baked enamel with a smooth surface for number mounting.



More accessories that add more to your Speedway.

A. Kick Starter—for sure-fire, easy action. **B.** Fuel Gauge—simple design, amazingly accurate, completely foolproof. **C.** Speedometer—the quick-read unit that installs in a flash. **D.** Spray paint for keeping the model you choose looking its best.

SPECIFICATIONS

ELEMENT	SCORPION	SCARAB	SHARK	SHRIKE	STINGER	SILVER SHADOW SST	SILVER SHADOW SSR	SUPER "SPYDER"
Engine	Tecumseh 172cc	Tecumseh 172cc	Tecumseh 127cc	Tecumseh 127cc	Tecumseh 2½ hp	Sachs 125cc	Sachs 125cc	
Drive	Dyna Torque 400 Torque Converter	Dyna Torque 400 Torque Converter	Dyna Torque 400 Torque Converter	Dyna Torque 400 Torque Converter	Centrifugal Clutch	5-speed Foot Operated	5-speed Foot Operated	
Front Suspension	Hydra-Ride	Hydra-Ride	Hydra-Ride	Hydra-Ride	—	Hydra-Ride	Hydra-Ride	
Drive chain	40 HD Roller	40 HD Roller	40 HD Roller	40 HD Roller	40 HD Roller	40 HD Roller	40 HD Roller	
Lights	Dual Beam—Front Stop & Tail—Rear	—	Dual Beam—Front Stop & Tail—Rear	—	—	—	Dual Beam—Front Stop & Tail—Rear	
Alternator	12-volt	—	12-volt	—	—	12-volt	12-volt	
Rear Suspension	H.D. Chrome Shocks	H.D. Chrome Shocks	—	—	—	H.D. Chrome Shocks	H.D. Chrome Shocks	
Wheels	10" Chrome Mags	10" Chrome Mags	10" Chrome Mags	10" Chrome Mags	10" Chrome Mags	10" Chrome Mags	10" Chrome Mags	
Brakes	Front—Disc Rear—Internal Expanding Drum	Front—Disc Rear—Internal Expanding Drum	Rear—Internal Expanding Drum	Rear—Internal Expanding Drum	Rear—Scrub	Front—Disc Rear—Internal Expanding Drum	Front—Disc Rear—Internal Expanding Drum	
Front Tire	3/50 x 10" Universal	3/50 x 10" Moto Cross	3/50 x 10" Universal	3/50 x 10" Moto Cross	2/50 x 10" Universal	3/50 x 10" Moto Cross	3/50 x 10" Universal	
Rear Tire	3/50 x 10" Moto Cross	3/50 x 10" Moto Cross	3/50 x 10" Moto Cross	3/50 x 10" Moto Cross	2/50 x 10" Moto Cross	3/50 x 10" Moto Cross	3/50 x 10" Moto Cross	
Fenders	Chrome	Chrome	Chrome	Chrome	—	Chrome	Chrome	
Drive Cover	Chrome	Chrome	Chrome	Chrome	Chrome	—	—	
Front Fork	Chrome	Chrome	Chrome	Chrome	Painted	Chrome	Chrome	
Handle Bars	Chrome, Fold-down	Chrome, Fold-down	Chrome, Fold-down	Chrome, Fold-down	Painted	Chrome, Moto Cross Fold-down	Chrome, Moto Cross Fold-down	
Kickstand	Chrome-cycle	Chrome-cycle	Chrome-cycle	Chrome-cycle	—	Chrome-cycle	Chrome-cycle	
Fuel Tank	1-gallon	1-gallon	1-gallon	1-gallon	½-gallon	1-gallon	1-gallon	
Foot Pegs	Retractable	Retractable	Retractable	Retractable	Fixed	Retractable	Retractable	
Exhaust System	Chrome	Chrome	Chrome	Chrome	Painted	Tuned	Tuned	
Wheel Bearings	Lifetime Sealed Ball	Lifetime Sealed Ball	Lifetime Sealed Ball	Lifetime Sealed Ball	Lifetime Sealed Ball	Lifetime Sealed Ball	Lifetime Sealed Ball	
Fuel Gauge	Standard Equipment	Optional	Optional	Optional	—	Optional	Optional	
Frame	Wishbone	Wishbone	Wishbone	Wishbone	Double Rail	Wishbone	Wishbone	
Electric Horn	Standard Equipment	—	Optional	—	—	—	—	
Ignition Kill	Handlebar Mounted	Handlebar Mounted	Engine Mounted	Engine Mounted	Engine Mounted	Handlebar Mounted	Handlebar Mounted	
Wheel Base	40"	40"	40"	40"	38½"	40"	40"	
Overall Length	57"	57"	57"	57"	55"	59"	59"	
Height at Seat	26"	26"	25"	25"	24"	26"	26"	
Handle Bar Width	27½"	27½"	27½"	27½"	23½"	27½"	27½"	
Handle Bar Height—Folded	30"	30"	30"	30"	—	30"	30"	
Color	Bahama Blue Candy Red Grabber Green	Bahama Blue Candy Red Grabber Green	Grabber Green	Competition Red	Bahama Blue	Cortez Silver	Cortez Silver	
Weight	104 lbs.	100 lbs.	95 lbs.	90 lbs.	81 lbs.	143 lbs.	143 lbs.	

(See Your Speedway Dealer for Specifications on This Model)

WARRANTY POLICY

Speedway Products, Inc. warrants each sport cycle manufactured by this company to be free from defects in material and workmanship for 90-days after date of purchase. This Warranty shall not cover parts which wear out during said 90-day period by reason of abnormal use. This Warranty shall not apply to engines since they are subject to the warranty of the engine manufacturer nor shall it apply to Speedway Sport Cycles used for competition racing.

Although the mini-cycle industry is still in its infancy, we at Speedway already have a tradition to maintain. It's one of action — and of fun. We've combined both of these ideas into what we feel is a meaningful slogan—ACTIONEERED FOR FUN! That's what our Sport Cycles are all about. That's what we as a company are all about. From the very beginning, we have been known as a “most inventive” company as a result of our many, exciting engineering innovations. Industry people, professional racers and the individuals who purchase our product solely for recreation have all come to recognize us for our constant “evolutionary improvements.” The new Speedway Line for 1971 incorporates more of this same kind of thinking. It should provide you with all the action and fun you are looking for in a mini-cycle. Cycle for cycle, feature for feature, Speedway Sport Cycles are far superior to anything else in their class.



160 East Longview Avenue, Mansfield, Ohio 44905
Division of Taylor Metal Products Company

